

Hawa Folding Concepta for wooden pivot and folding/sliding doors

Folding flush-fitting furniture fronts and making them disappear





Make entire cabinet fronts up to 2800 mm in width disappear flush with the outer face with a single manual operation: not a problem with the Hawa Folding Concepta. Two doors can be folded and slid in at the side with this well thought-out fitting system. The slide-in loss is a mere 73 mm using this system, the niche width is just 110 mm and you even gain space in the room, since the doors are stored away flush in the furniture cabinet or in the wall pocket when the front panel is opened. And the high-quality scissor technology of Hawa Sliding Solutions guarantees that the doors move smoothly and quietly without jamming. Easy on the eye: uniform gap pattern in the closed condition – also in combination with Hawa Concepta. And a view of the elegant, black or plain anodized aluminum profiles in open furniture.







Area of application

Variable, multi-functional use of rooms, such as for home offices which disappear behind doors, cabinet fronts which conceal a kitchen, or utility rooms or store rooms which are designed as walk-in cabinets.

System advantages

-  **Flexibility** **Easy adaptation** for wide range of door dimensions
Can be combined with Hawa Concepta to create two, three and four-leaf front panels without separating walls
-  **Productivity** **Efficient installation**, because all components are screwed on
-  **Comfort** **No obstruction** by protruding doors
Entire cabinet fronts can be folded and slid in with a single manual operation
-  **Aesthetics** Elegant **flush-fitting, floor-to-ceiling** and **walk-in** construction versions possible, including **black anodized**

Technical specifications

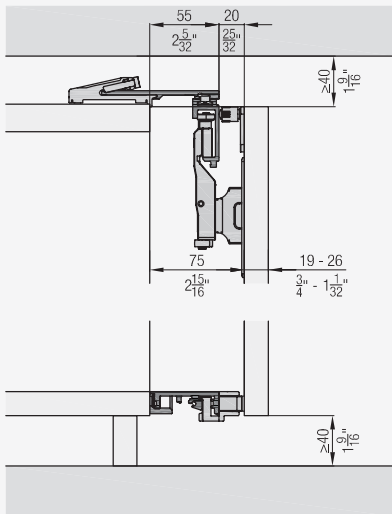
-  max. 25 kg
 (50 kg per pair of doors)
-  1250–2600 mm
-  300–700 mm
-  19–26 mm

Good to know (accessories)

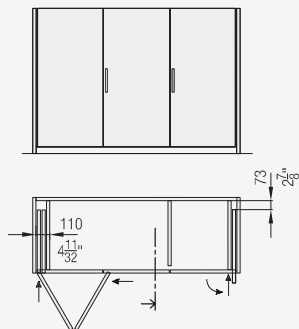
- Straightening fitting for doors
- Reinforcement profile for stability
- Door handle required

Installation examples

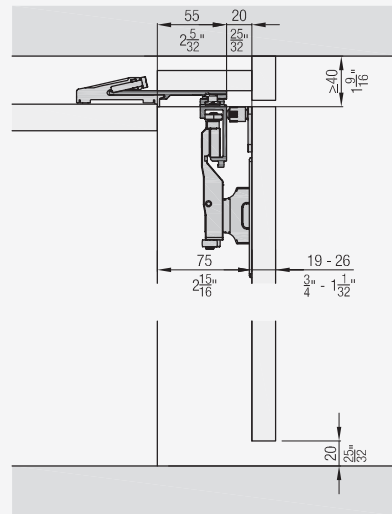
Hawa Folding Concepta 25



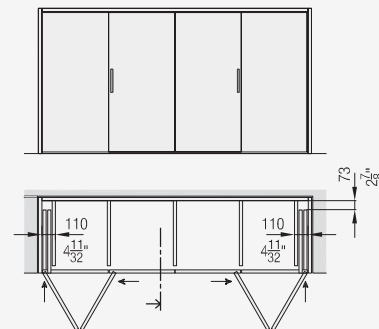
Front-hung cabinet fronts in combination with Hawa Concepta



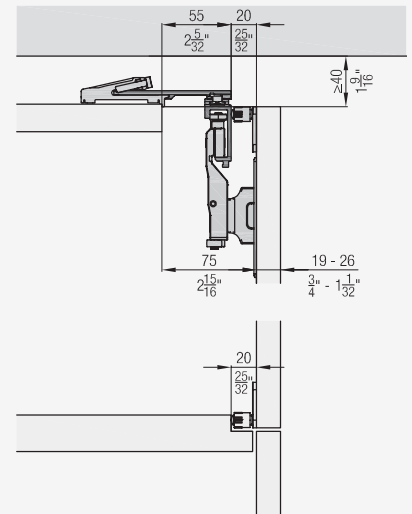
Hawa Folding Concepta 25



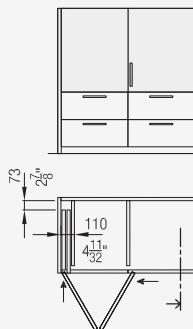
Niche cover without furniture tops



Hawa Folding Concepta 25



Half-height version from worktop



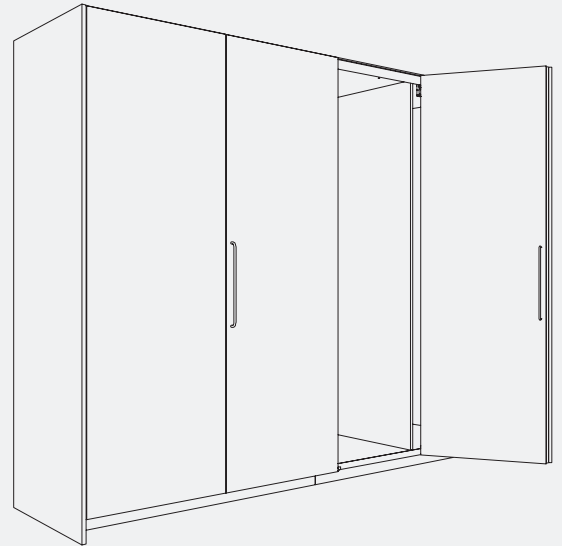
Fitting for pivoting, folding, and lateral sliding in of wooden doors up to 25 kg per door. Enables multi-functional room design, paired with a flush-fitting design.

Product highlights

- Comfort** The entire furniture front can be folded and slid in easily with one hand
- Aesthetics** Supports trends in modern interior design towards flush-fitting, floor-to-ceiling and accessible solutions

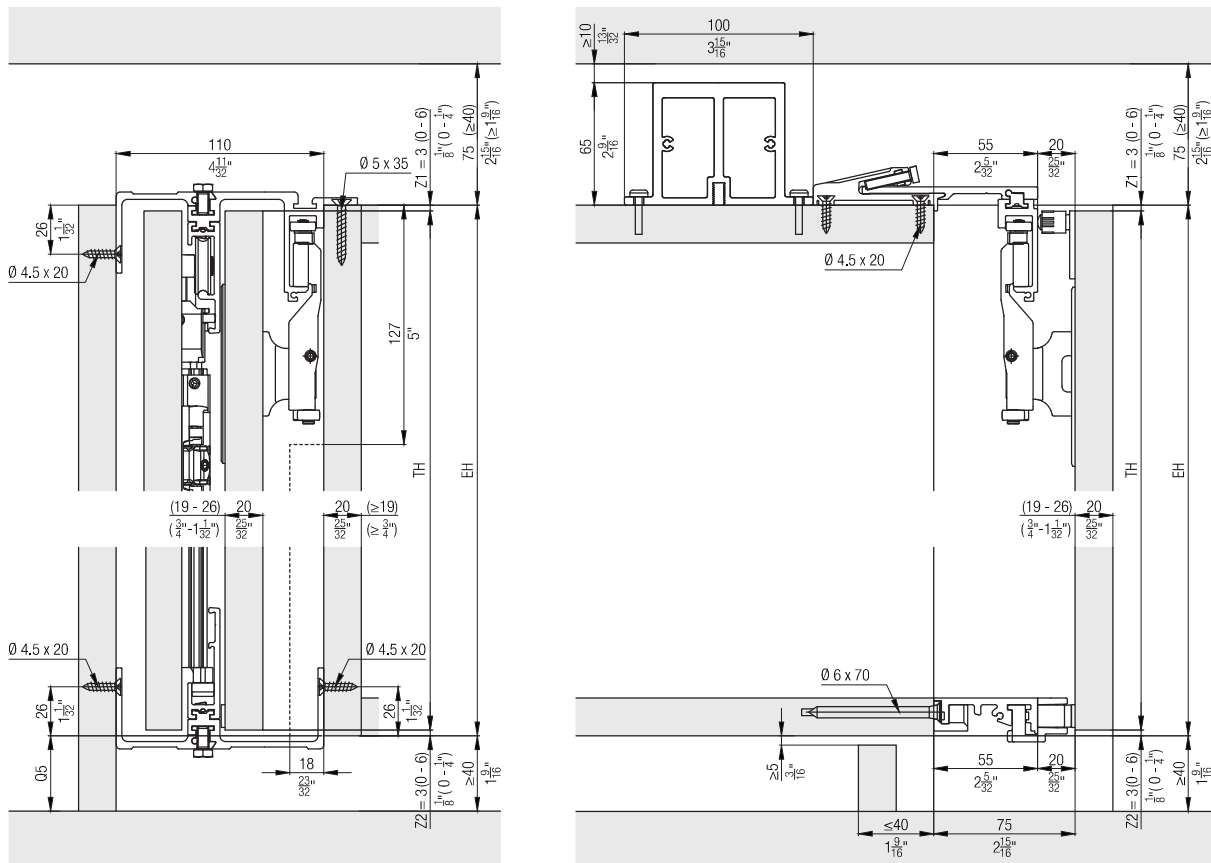
Technical specifications

- Max. 25 kg (55 lbs.)
- Max. 1250–2600 mm (4'1 7/32" to 8'6 3/8")
- Max. 300–700 mm (11 13/16" to 2'3 9/16")
- 19–26 mm (3/4" to 1 1/32")

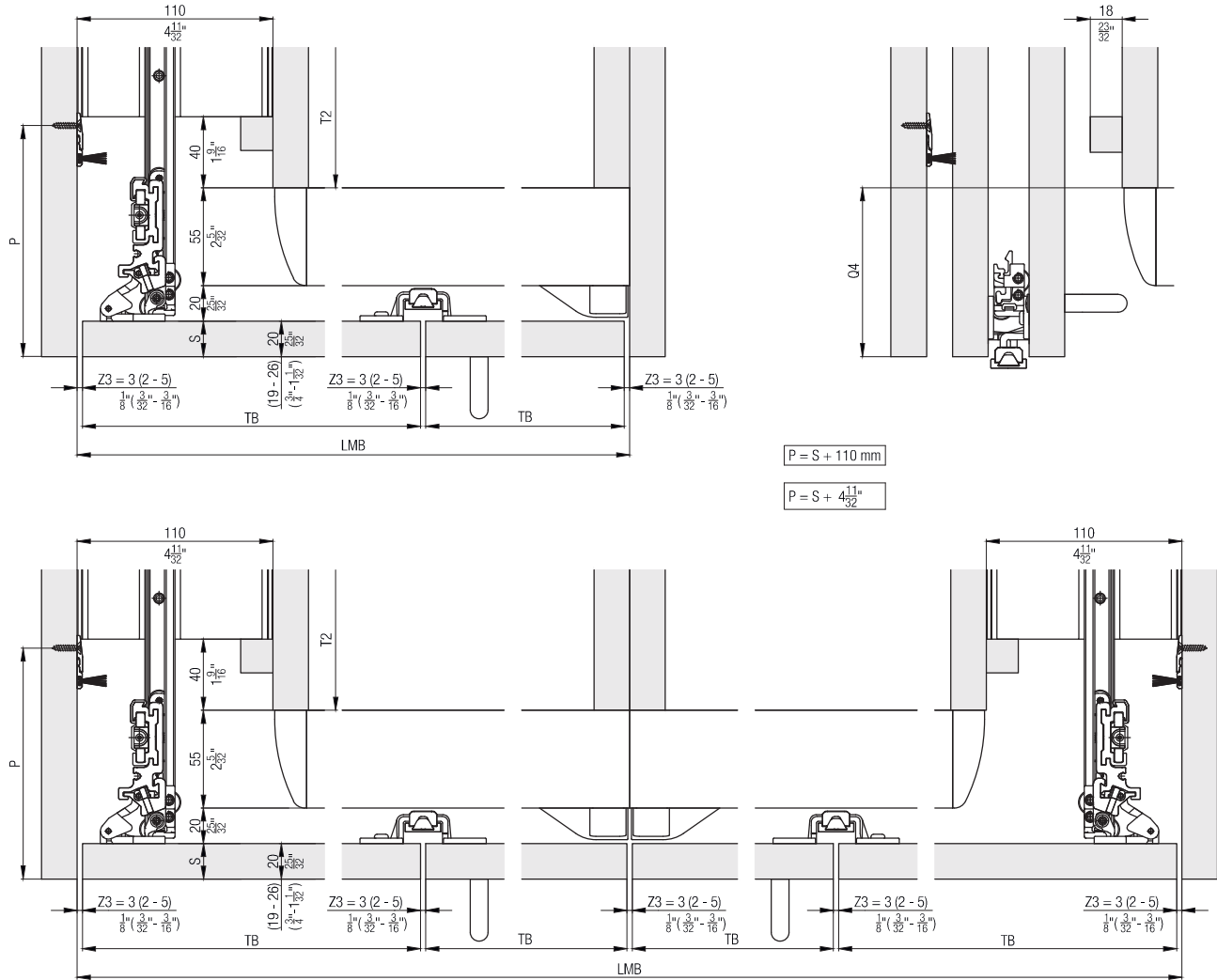


Installation examples

Front-hung cabinet fronts with base profile, 2 and 4 doors

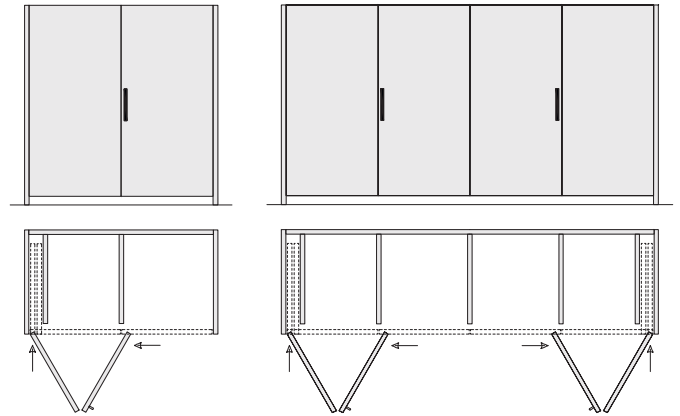


Systems with base profile, 2 and 4 doors



**Set for 1 pair of folding doors,
door height 1250 to 1850 mm (4'1 7/32" to 6' 27/32")**

	No.
Hawa Folding Concepta 25, left, aluminum, anodized, for 1 pair of folding doors	27636
Hawa Folding Concepta 25, right, aluminum, anodized, for 1 pair of folding doors	27637
Hawa Folding Concepta 25, left, aluminum, black anodized, for 1 pair of folding doors	27640
Hawa Folding Concepta 25, right, aluminum, black anodized, for 1 pair of folding doors	27641



Set consisting of:					No.
	27636	27637	27640	27641	

	Scissor action, complete, 900 mm (2'11 7/16"), steel, zinc-plated	1	1	1	1	24087
	Two-wheeled running gear, height-adjustable	1	1	1	1	24686
	Running gear for folding door, 1-wheeled	1	1	1	1	24054
	Concealed press-fit cup, steel, dull nickel finish	1	1	1	1	23409
	Concealed hinge, with damper, steel, galvanized, 3 piece-set	1	1	1	1	27654
	Concealed centre hinge, steel, dull nickel finish, 3 pieces	1	1	1	1	24088
	Set of screws for concealed hinges, PH 4x20 mm (25/32")	1	1	1	1	25936
	Rear scissor bearing, left, steel, zinc-plated	1		1		24117
	Rear scissor guide, aluminum, anodized	1	1	1	1	25600
	Front scissor guide, aluminum, anodized	1	1	1	1	25592
	Upright, 1800 mm (5'10 7/8"), aluminum, anodized	1	1	1	1	22055

Table continued from previous column

	Connector connecting profile, bottom left/top right, 500 mm (1'7 11/16"), aluminum, anodized	1	1	1	1	24170
	Connector connecting profile, bottom right/top left, 500 mm (1'7 11/16"), aluminum, anodized	1	1	1	1	24171
	Interior connector, bottom left, 645 mm (2'1 13/32"), aluminum, anodized	1		1		24021
	Interior connector, top left, 645 mm (2'1 13/32"), aluminum, anodized	1		1		24107
	Exterior connector, bottom left/top right, 645 mm (2'1 13/32"), aluminum, anodized	1	1	1	1	24027
	Exterior connector, bottom right/top left, 645 mm (2'1 13/32"), aluminum, anodized	1	1	1	1	24028

Continued table on next page

Continued table on next column

Table continued from previous page

	Running track, left, 748 mm (2'5 7/16"), aluminum, anodized	1	1			24744
	Bottom guide channel, left, 748 mm (2'5 7/16"), aluminum, anodized	1	1			24746
	Running track, with left-hand curve piece, 1420 mm (4'7 29/32"), aluminum, anodized	1				24070
	Adapter for running track, plastic, anthracite, 4 pieces	1	1	1	1	23645
	Brush guide, plastic, black, set of 3 pieces	1	1	1	1	25815
	Covering screen for door clearance, 1870 mm (6'1 5/8"), aluminum, anodized	1	1			23540
	Soft closing system for end position, with cover caps, plastic, black	1	1	1	1	25887
	Pivot door damper, plastic, anthracite-grey	1	1	1	1	24063
	Upright guide, rattle proof, with plastic rollers	1	1	1	1	25656
	Stop cover cap, Hawa Folding Concepta, depth adjustable, top left/bottom right	1	1	1	1	27659
	Stop cover cap, Hawa Folding Concepta, depth adjustable, top right/bottom left	1	1	1	1	27660
	Cover plates, stainless steel, 1 pair	1	1			24739
	Stop bumper adjustable, plastic, anthracite-grey	1	1	1	1	23562

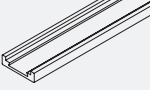

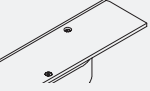
Continued table on next column

Table continued from previous column

	Fixing parts for covering screen for door clearance, of 3 pieces	1	1	1	1	23990
	Screw set, 4,5x20 mm, 40 pieces	1	1	1	1	24032
	Screw set, 5x35 mm, 4 pieces	1	1	1	1	24111
	Allen key, with handle, 3 mm (1/8")	1	1	1	1	13164
	Rear scissor bearing, right, galvanized steel		1		1	24097
	Interior connector, bottom right, 645 mm (2'1 13/32"), aluminum, anodized			1	1	24022
	Interior connector, top right, 645 mm (2'1 13/32"), aluminum, anodized			1	1	24108
	Running track, right, 748 mm (2'5 7/16"), aluminium, anodized			1	1	24745
	Bottom guide channel, right, 748 mm (2'5 7/16"), aluminium, anodized			1	1	24747
	Running track, with right-hand curve piece, aluminium, anodized			1		24071
	Running track, with left-hand curve piece, 1420 mm (4'7 29/32"), aluminium, black anodized				1	25484







Continued table on next page

Table continued from previous page

	Covering screen for door clearance, 1870 mm (6'1 5/8"), aluminum, black anodized				1	1	25567
	Cover plates, stainless steel, black, 1 pair				1	1	25865
	Running track, with right-hand curve piece, 1420 mm (4'7 29/32"), aluminum, black anodized					1	25485





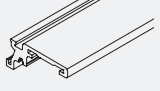
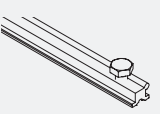
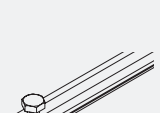
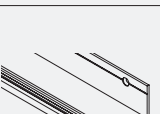
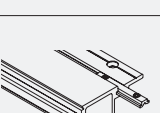
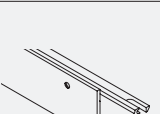
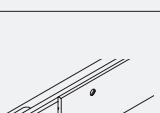
Set for 1 pair of folding doors, door height 1851 to 2600 mm (6' 7/8" to 8'6 3/8")

	No.
Hawa Folding Concepta 25, left, aluminum, anodized, for 1 pair of folding doors	27638
Hawa Folding Concepta 25, right, aluminum, anodized, for 1 pair of folding doors	27639
Hawa Folding Concepta 25, left, aluminum, black anodized, for 1 pair of folding doors	27642
Hawa Folding Concepta 25, right, aluminum, black anodized, for 1 pair of folding doors	27643

	27638	27639	27642	27643	No.
Set consisting of:					
	1	1	1	1	22594
	1	1	1	1	24686
	1	1	1	1	24054
	1	1	1	1	23409
	1	1	1	1	27655
	1	1	1	1	24218

Continued table on next column

Table continued from previous column

	Set of screws for concealed hinges, PH 4x20 mm (25/32")	1	1	1	1	25936
	Rear scissor bearing, left, steel, zinc-plated	1			1	24117
	Rear scissor guide, aluminum, anodized	1	1	1	1	25600
	Front scissor guide, aluminum, anodized	1	1	1	1	25592
	Upright, 2500 mm (8'2 7/16"), aluminum, anodized	1	1	1	1	22056
	Connector connecting profile, bottom left/top right, 500 mm (1'7 11/16"), aluminum, anodized	1	1	1	1	24170
	Connector connecting profile, bottom right/top left, 500 mm (1'7 11/16"), aluminum, anodized	1	1	1	1	24171
	Interior connector, bottom left, 645 mm (2'1 13/32"), aluminum, anodized	1			1	24021
	Interior connector, top left, 645 mm (2'1 13/32"), aluminum, anodized	1			1	24107
	Exterior connector, bottom left/top right, 645 mm (2'1 13/32"), aluminum, anodized	1	1	1	1	24027
	Exterior connector, bottom right/top left, 645 mm (2'1 13/32"), aluminum, anodized	1	1	1	1	24028

Continued table on next page

Table continued from previous page

	Running track, left, 748 mm (2'5 7/16"), aluminum, anodized	1	1			24744
	Bottom guide channel, left, 748 mm (2'5 7/16"), aluminum, anodized	1	1			24746
	Running track, with left-hand curve piece, 1420 mm (4'7 29/32"), aluminum, anodized	1				24070
	Adapter for running track, plastic, anthracite-grey, 4 pieces	1	1	1	1	23645
	Brush guide, plastic, black, set of 3 pieces	1	1	1	1	25815
	Covering screen for door clearance, aluminum, anodized	1	1			23541
	Soft closing system for end position, with cover caps, plastic, black	1	1	1	1	25887
	Pivot door damper, plastic, anthracite-grey	1	1	1	1	24063
	Upright guide, rattle proof, with plastic rollers	1	1	1	1	25656
	Stop cover cap, Hawa Folding Concepta, depth adjustable, top left/bottom right	1	1	1	1	27659
	Stop cover cap, Hawa Folding Concepta, depth adjustable, top right/bottom left	1	1	1	1	27660
	Cover plates, stainless steel, 1 pair	1	1			24739
	Stop bumper adjustable, plastic, anthracite-grey	1	1	1	1	23562


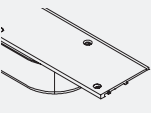
Continued table on next column

Table continued from previous column

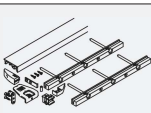
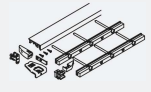
	Fixing parts for covering screen for door clearance, set of 4 pieces	1	1	1	1	24306
	Screw set, 4,5x20 mm, 40 pieces	1	1	1	1	24032
	Screw set, 5x35 mm, 4 pieces	1	1	1	1	24111
	Allen key, with handle, 3 mm (1/8")	1	1	1	1	13164
	Rear scissor bearing, right, galvanized steel		1		1	24097
	Interior connector, bottom right, 645 mm (2'1 13/32"), aluminum, anodized		1		1	24022
	Interior connector, top right, 645 mm (2'1 13/32"), aluminum, anodized		1		1	24108
	Running track, right, 748 mm (2'5 7/16"), aluminium, anodized		1		1	24745
	Bottom guide channel, right, 748 mm (2'5 7/16"), aluminium, anodized		1		1	24747
	Running track, with right-hand curve piece, aluminium, anodized		1			24071
	Running track, with left-hand curve piece, 1420 mm (4'7 29/32"), aluminum, black anodized			1		25484
	Covering screen for door clearance, 2620 mm (8'7 5/32"), aluminum, black anodized			1	1	25504

Continued table on next page

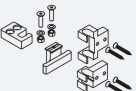
Table continued from previous page

	Cover plates, stainless steel, black, 1 pair			1	1	25865
	Running track, with right-hand curve piece, 1420 mm (4'7 29/32"), aluminum, black anodized				1	25485

Base profiles

		mm (inch)	No.
	Base profile, aluminium, anodized	1,300 (4' 3 3/16")	24004
	Base profile, aluminium, black anodized	1,300 (4' 3 3/16")	25479

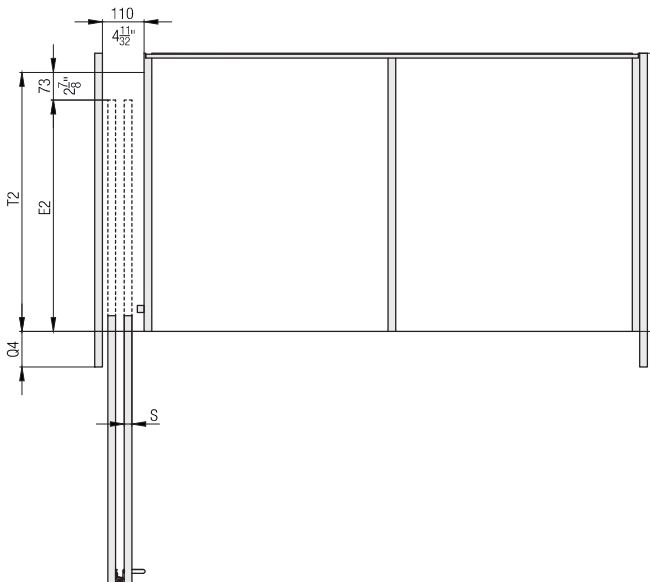
Closing piston for espagnolette lock TERZA

		No.
	Lock catch and bracket for espagnolette lock, 2 pieces for 1 pair of folding doors	24005

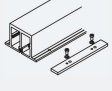
Fitting depth calculations

$T2 = TB + 73 \text{ mm} - Q4$	$T2 = TB + 2\frac{7}{8}'' - Q4$
$E2 = T2 - 73 \text{ mm}$	$E2 = T2 - 2\frac{7}{8}''$
$Q4 = 75 \text{ mm} + S$	$Q4 = 2\frac{15}{16}'' + S$

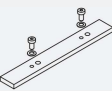

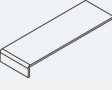
T2	TH	E2	T2	TH	E2
≤ 680 mm	1250 - 1850 mm	≤ 607 mm	≤ 2' 23/32"	4' 1 1/32" - 6' 27/32"	≤ 1' 11 29/32"
≤ 680 mm	1851 - 2600 mm	≤ 607 mm	≤ 2' 23/32"	6' 7/8" - 8' 6 3/8"	≤ 1' 11 29/32"

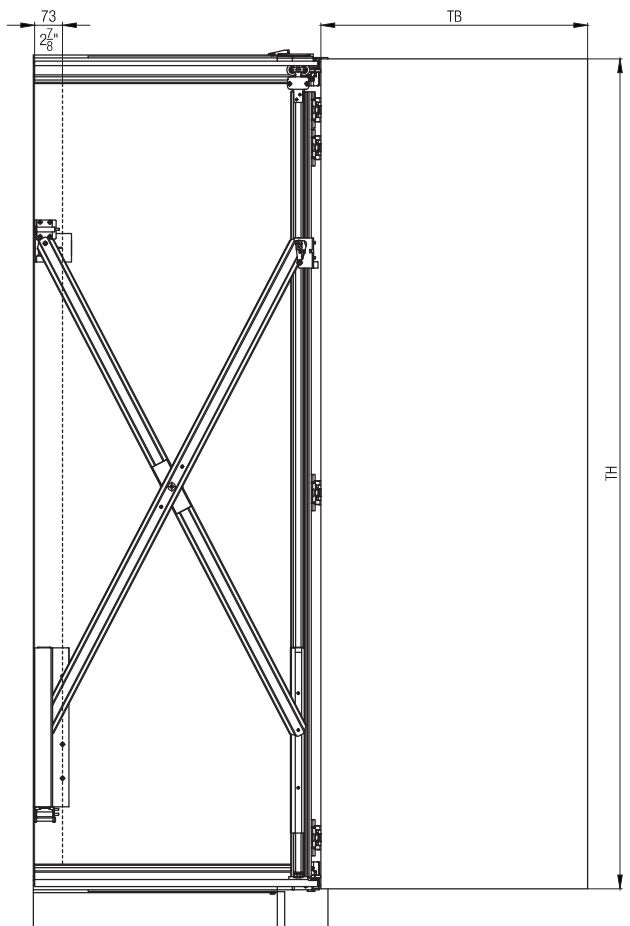


Reinforcement profiles

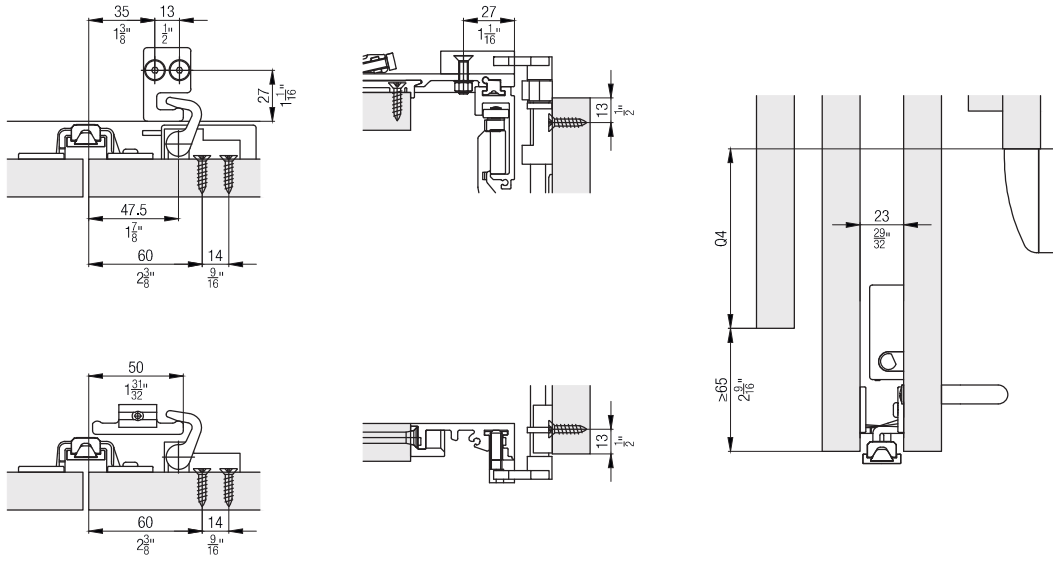
		mm (inch)	No.
	Reinforcement profile, with running track connection plate, aluminium, anodized, pre-drilled	2,600 (8' 6 3/8")	24322
	Reinforcement profile, aluminium, anodized, pre-drilled	cut to size	24281

Accessories

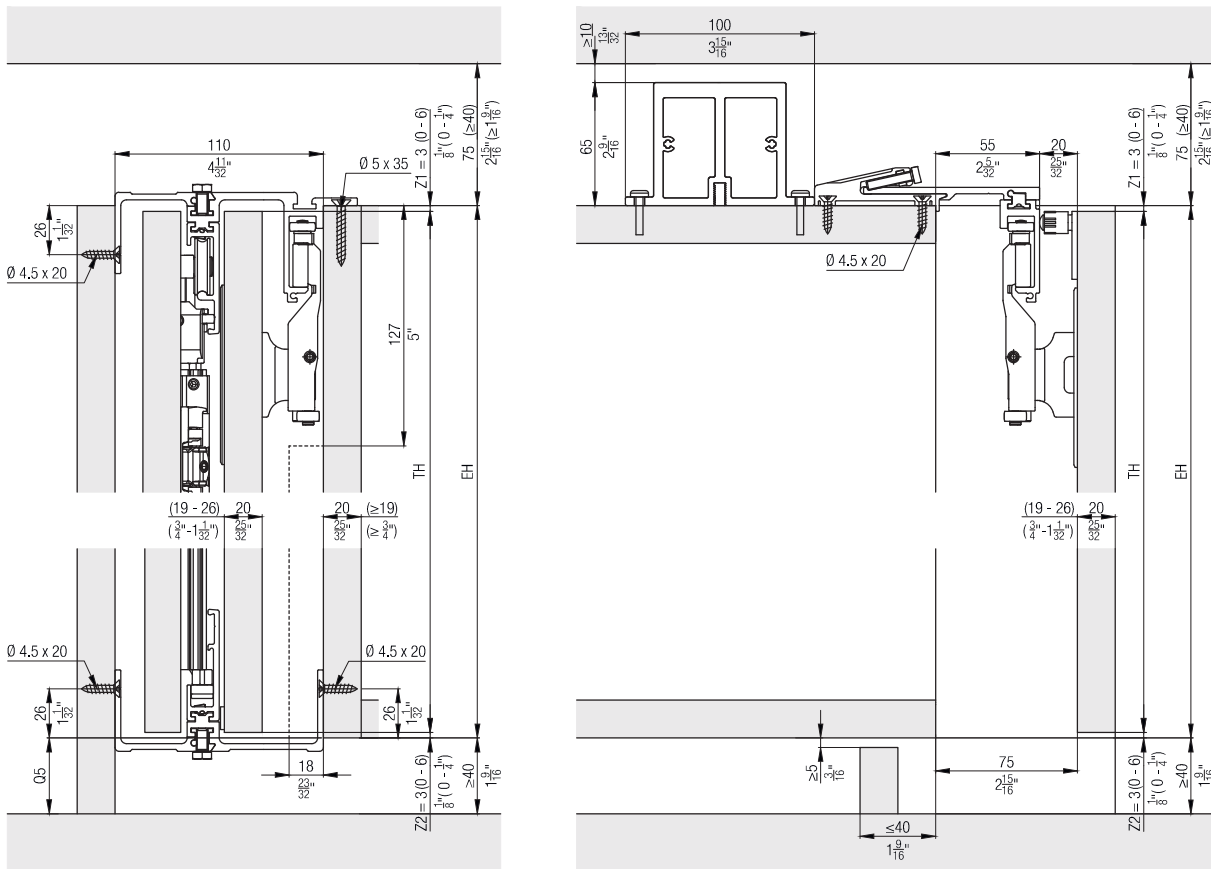
		No.
	Running track connection plate, aluminium, anodized, pre-drilled	24321
	Magnetic centering part, with including drilling jig, aluminium, anodized	24006
	Center joint cover for running track, aluminium, anodized	27781
	Center joint cover for running track, aluminium, black anodized	27782



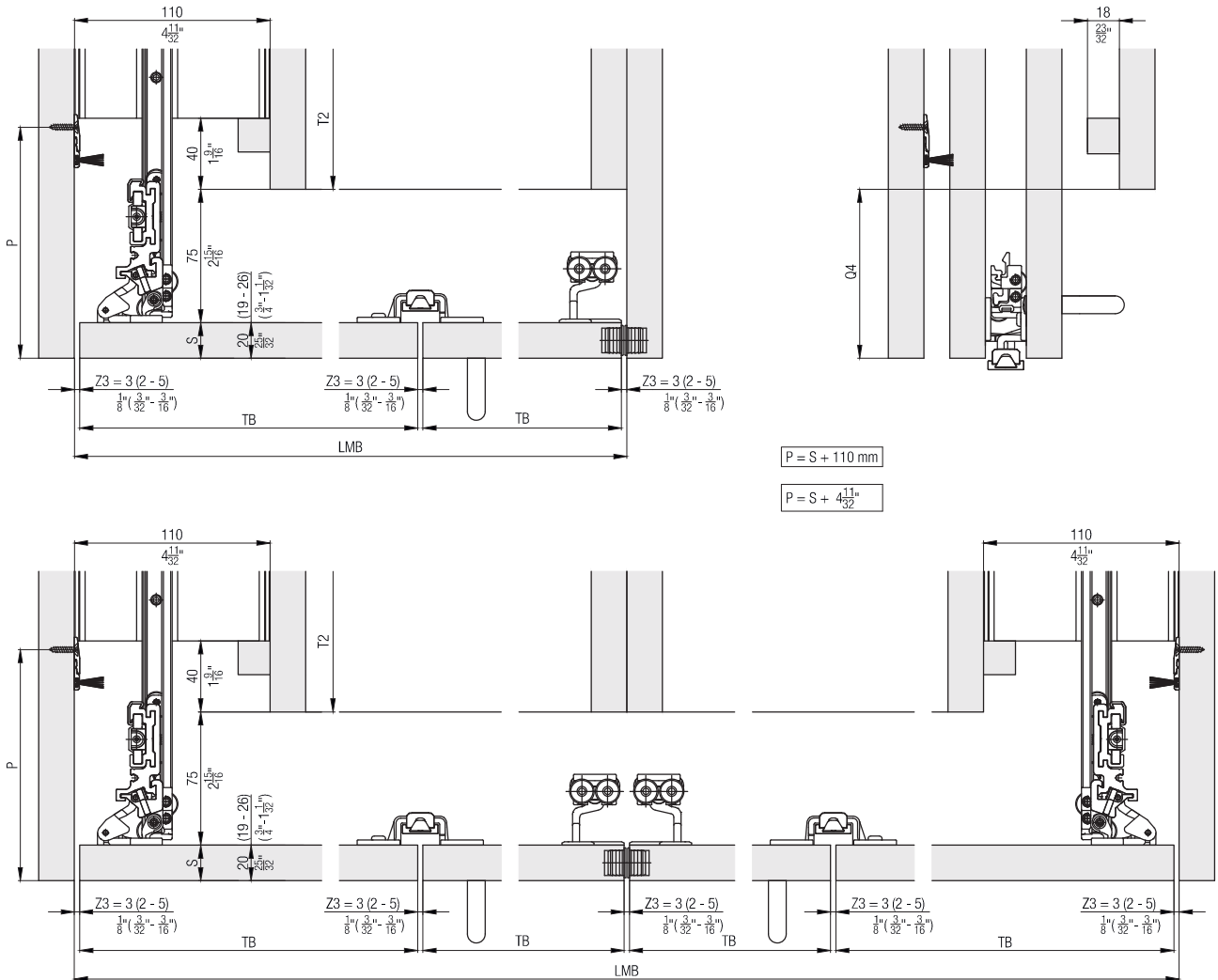
Espagnolette lock installation details



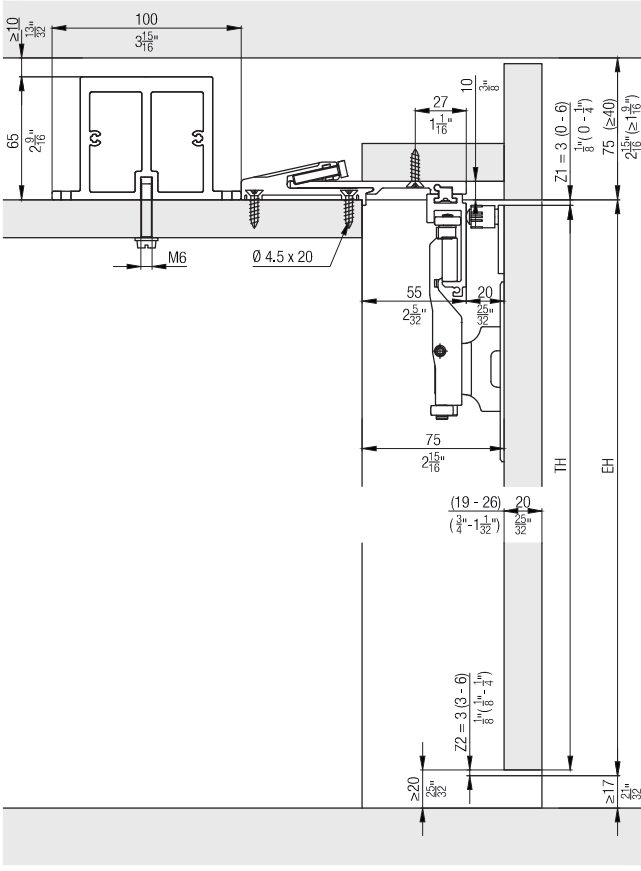
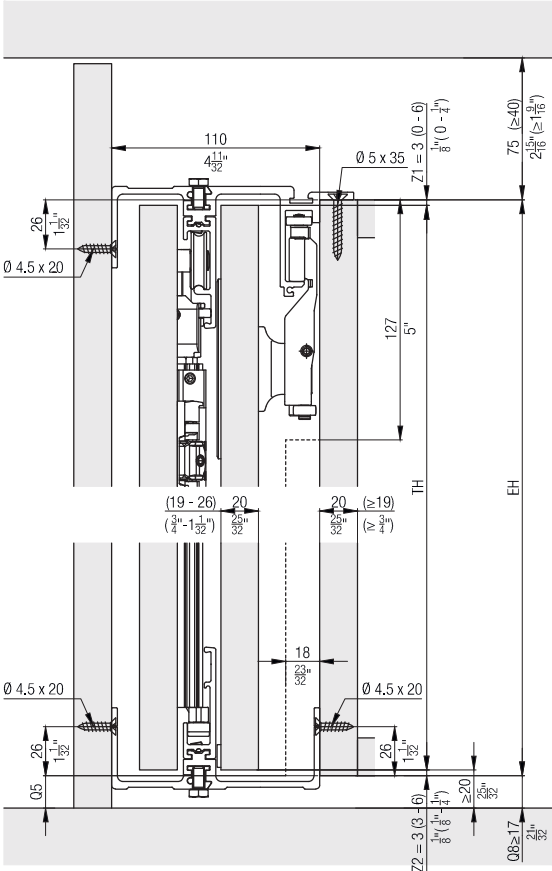
Further installation examples
Front-hung cabinet fronts without base profile, 2 and 4 doors



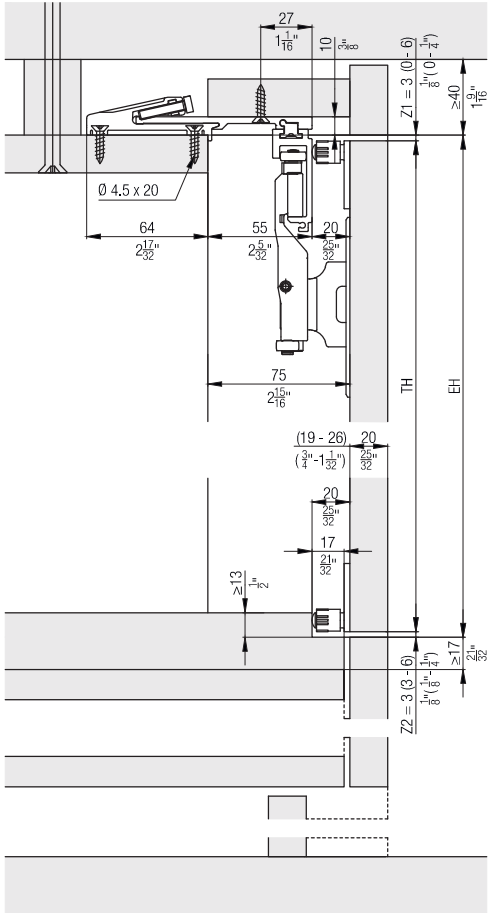
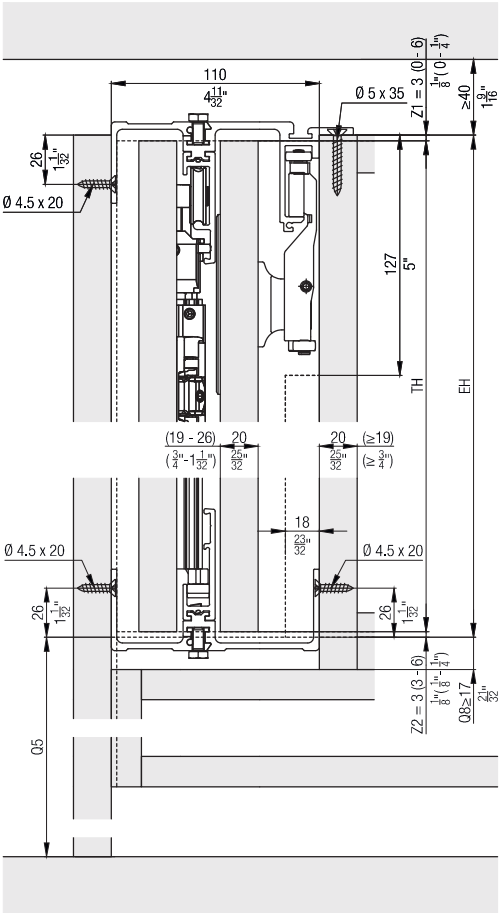
Systems without base profile, 2 and 4 doors



Room-high cabinet fronts, 2 and 4 doors

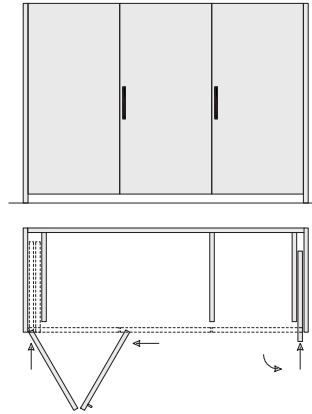


Superstructure cabinet fronts, 2 and 4 doors



**Set for 3-door systems in combination with
Hawa Concepta 30/40/50, door height 1851 to
2600 mm (6' 7/8" to 8'6 3/8")**

	No.
Hawa Folding Concepta 25, left, aluminum, anodized, for 3 doors systems	27644
Hawa Folding Concepta 25, right, aluminum, anodized, for 3 doors systems	27645
Hawa Folding Concepta 25, left, aluminum, black anodized, for 3 doors systems	27646
Hawa Folding Concepta 25, right, aluminum, black anodized, for 3 doors systems	27647



Set consisting of:						No.
		27644	27645	27646	27647	
	Scissor action complete, 1500 mm (4'11 1/16"), steel, galvanized	1	1	1	1	22594
	Two-wheeled running gear, height-adjustable	1	1	1	1	24686
	Running gear for folding door, 1-wheeled	1	1	1	1	24054
	Concealed press-fit cup, steel, dull nickel finish	1	1	1	1	23409
	Concealed hinge, with damper, steel, galvanized, 4 piece-set	1	1	1	1	27655
	Centre concealed hinge, dull nickel finish, set of 4 pieces	1	1	1	1	24218
	Set of screws for concealed hinges, PH 4x20 mm (25/32")	1	1	1	1	25936
	Rear scissor bearing, left, steel, zinc-plated	1		1		24117
	Rear scissor guide, aluminum, anodized	1	1	1	1	25600
	Front scissor guide, aluminum, anodized	1	1	1	1	25592

Continued table on next column

Table continued from previous column

	Upright, 2500 mm (8'2 7/16"), aluminum, anodized	1	1	1	1	22056
	Connector connecting profile, bottom left/top right, 500 mm (1'7 11/16"), aluminum, anodized	1	1	1	1	24170
	Connector connecting profile, bottom right/top left, 500 mm (1'7 11/16"), aluminum, anodized	1	1	1	1	24171
	Interior connector, bottom left, 645 mm (2'1 13/32"), aluminum, anodized	1		1		24021
	Interior connector, top left, 645 mm (2'1 13/32"), aluminum, anodized	1		1		24107
	Exterior connector, bottom left/top right, 645 mm (2'1 13/32"), aluminum, anodized	1	1	1	1	24027
	Exterior connector, bottom right/top left, 645 mm (2'1 13/32"), aluminum, anodized	1	1	1	1	24028

Continued table on next page

Table continued from previous page

	Running track, left, 748 mm (2'5 7/16"), aluminum, anodized	1	1			24744
	Bottom guide channel, left, 748 mm (2'5 7/16"), aluminum, anodized	1	1			24746
	Running track, with left-hand curve piece, 2120 mm (6'11 15/32") aluminium, anodized	1				24913
	Adapter for running track, plastic, anthracite, 6 pieces, for cabinet width 1421-2120 mm (4'7 15/16"-6'11 15/32")	1	1	1	1	24870
	Brush guide, plastic, black, set of 3 pieces	1	1	1	1	25815
	Covering screen for door clearance, aluminum, anodized	1	1			23541
	Soft closing system for end position, with cover caps, plastic, black	1	1	1	1	25887
	Pivot door damper, plastic, anthracite-gray	1	1	1	1	24063
	Upright guide, rattle proof, with plastic rollers	1	1	1	1	25656
	Stop cover cap, Hawa Folding Concepta, depth adjustable, top left/bottom right	1	1	1	1	27659
	Stop cover cap, Hawa Folding Concepta, depth adjustable, top right/bottom left	1	1	1	1	27660
	Cover plates, stainless steel, 1 pair	1	1			24739
	Stop bumper adjustable, plastic, anthracite-grey	2	2	2	2	23562

Continued table on next column


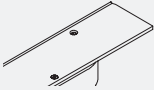
Subject to technical modifications. Metric specifications are exact. Inches are approximate.

Table continued from previous column

	Fixing parts for covering screen for door clearance, set of 4 pieces	1	1	1	1	24306
	Screw set, 4.5x20 mm, 40 pieces	1	1	1	1	24032
	Screw set, 5x35 mm, 4 pieces	1	1	1	1	24111
	Allen key, with handle, 3 mm (1/8")	1	1	1	1	13164
	Rear scissor bearing, right, galvanized steel		1		1	24097
	Interior connector, bottom right, 645 mm (2'1 13/32"), aluminum, anodized			1		24022
	Interior connector, top right, 645 mm (2'1 13/32"), aluminum, anodized			1		24108
	Running track, right, 748 mm (2'5 7/16"), aluminium, anodized			1		24745
	Bottom guide channel, right, 748 mm (2'5 7/16"), aluminium, anodized			1		24747
	Running track, with right-hand curve piece, 2120 mm (6'11 15/32") aluminium, anodized			1		24914
	Running track, with left-hand curve piece, 2120 mm (6'11 15/32"), aluminum, black anodized				1	25486
	Covering screen for door clearance, 2620 mm (8'7 5/32"), aluminum, black anodized			1	1	25504

Continued table on next page

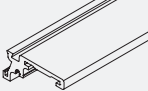





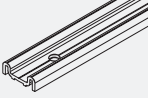


Table continued from previous page

	Cover plates, stainless steel, black, 1 pair			2	2	25865
	Running track, with right-hand curve piece, 2120 mm (6'11 15/32"), aluminum, black anodized				1	25487

For 3-door cabinets, 1 Hawa Concepta 30, 40 or 50 set should also be ordered.



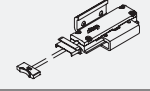








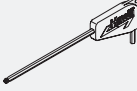
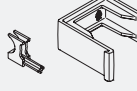
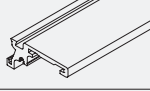


	No.
Hawa Concepta 30, for 1 door	27649
Hawa Concepta 40, for 1 door	27650
Hawa Concepta 50, for 1 door	27651

Set consisting of:

		27649	27650	27651	No.
	Upright, 2300 mm (7'6 9/16"), alu plain, anodized	1			24699
	Scissor action, complete, steel, galvanized	1			22593
	Front scissor guide, aluminum, anodized	1	1	1	25592
	Rear scissor guide, aluminum, anodized	1	1	1	25596
	Rear scissor bearing, 55 mm (2 5/32"), steel, galvanized	1	1	1	25855
	Concealed hinge, with damper, steel, galvanized, 3 piece-set	1			27654
	Spacer profile, 860 mm (2'9 27/32"), pre-drilled, plastic, black	1	1	1	22861
	Brush guide, plastic, black, set of 3 pieces	1	1	1	25815
	Upright guide, rattle proof, with plastic rollers	2	1	1	25656

Continued table on next column



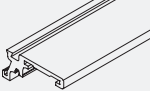


Table continued from previous column

	Torsion plate	1			27704
	Bottom guide channel, 896 mm (2'11 9/32"), aluminium, anodized, pre-drilled	2	1	1	24535
	Stop damper, with retaining bracket	1	1	1	24660
	Door retractor 30/40, with damper, plastic, black	1	1		25813
	Stop cover cap Hawa Concepta, depth adjustable, top left/bottom right	1	1	1	27657
	Stop cover cap Hawa Concepta, depth adjustable, top right/bottom left	1	1	1	27658
	Cover plates, stainless steel, 1 pair	1	1	1	24739
	Soft closing system for end position, with cover caps, plastic, black	1	1	1	25862
	Set of screws for concealed hinges, 4x16 mm (5/8"), set of 10 pieces	1	1	1	25935
	Screw set, 4,5x20 mm (25/32"), set of 22 pieces	1	1	1	22451
	Set of screws for spacer profile, PH 4x16 mm (5/8"), set of 7 pieces	1	1	1	25562
	Allen key, with handle, 3 mm (1/8")	1	1	1	13164
	Installation aid, plastic, red	1	1	1	25816
	Upright, 2500 mm (8'2 7/16"), aluminum, anodized			1	22056
	Scissor action complete, 1500 mm (4'11 1/16"), steel, galvanized			1	22594
	Concealed hinge, with damper, steel, galvanized, 4 piece-set			1	27655

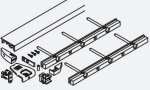
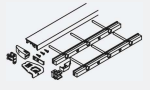
Continued table on next column

Subject to technical modifications. Metric specifications are exact. Inches are approximate.

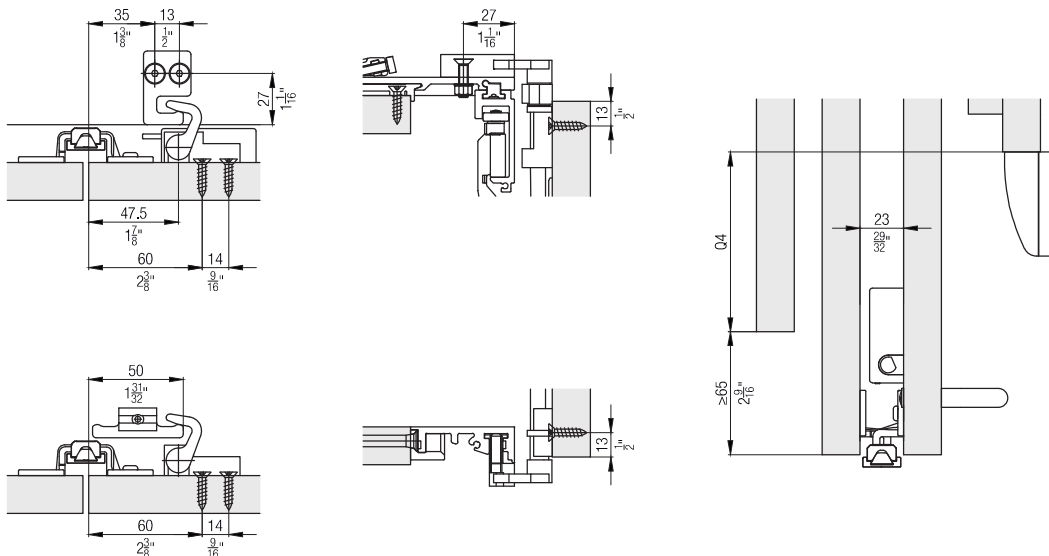
Table continued from previous page

	Running gear, ball bearing, with torsion plate, height adjustable, aluminum, nickel matt	1	1	24955
	Running track, 896 mm (2'11 9/32"), aluminium, anodized, pre-drilled	1	1	24528
	Upright, 2760 mm (9' 21/32"), aluminium, anodized		1	22057
	Concealed hinge, with damper, steel, galvanized, 5 piece-set		1	27656
	Door retractor 25/50, with damper, plastic, black		1	25814

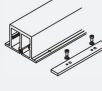
Base profiles

		mm (inch)	No.
	Base profile, aluminium, anodized	2,000 (6' 6 3/4 ")	25481
	Base profile, alu black anodized	2,000 (6' 6 3/4 ")	25480

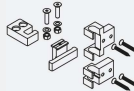
Espagnolette lock installation details



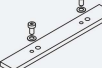

Reinforcement profiles

		mm (inch)	No.
	Reinforcement profile, with running track connection plate, aluminum, anodized, pre-drilled	2,600 (8' 6 3/8 ")	24322
	Reinforcement profile, aluminium, anodized, pre-drilled	cut to size	24281

Closing piston for espagnolette lock TERZA

		No.
	Lock catch and bracket for espagnolette lock, 2 pieces for 1 pair of folding doors	24005

Accessories

		No.
	Running track connection plate, aluminium, anodized, pre-drilled	24321
	Magnetic centering part, with including drilling jig, aluminum, anodized	24006

Fitting depth calculations

$$T2 = TB + 73 \text{ mm} - Q4$$

$$E2 = T2 - 73 \text{ mm}$$

$$Q4 = 75 \text{ mm} + S$$

T2	TH	E2
≤ 680 mm	1851 - 2600 mm	≤ 607 mm

$$T2 = TB + 2\frac{7}{8}'' - Q4$$

$$E2 = T2 - 2\frac{7}{8}''$$

$$Q4 = 2\frac{9}{16}'' + S$$

T2	TH	E2
≤ 2' 2 ²⁹ / ₃₂ "	6' 7 ⁷ / ₈ " - 8' 6 ³ / ₈ "	≤ 1' 11 ²⁹ / ₃₂ "

$$T1 = TB - M + 73 \text{ mm}$$

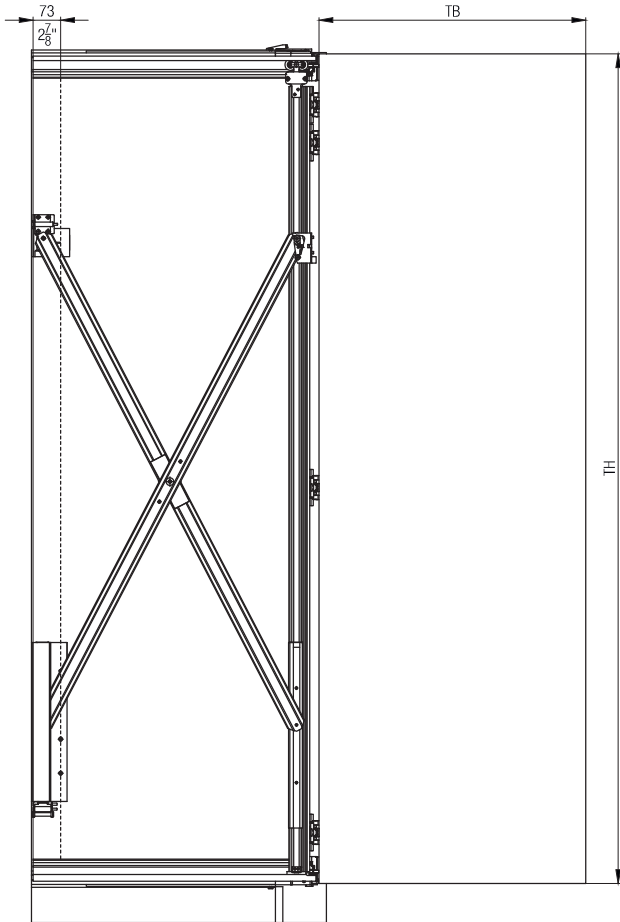
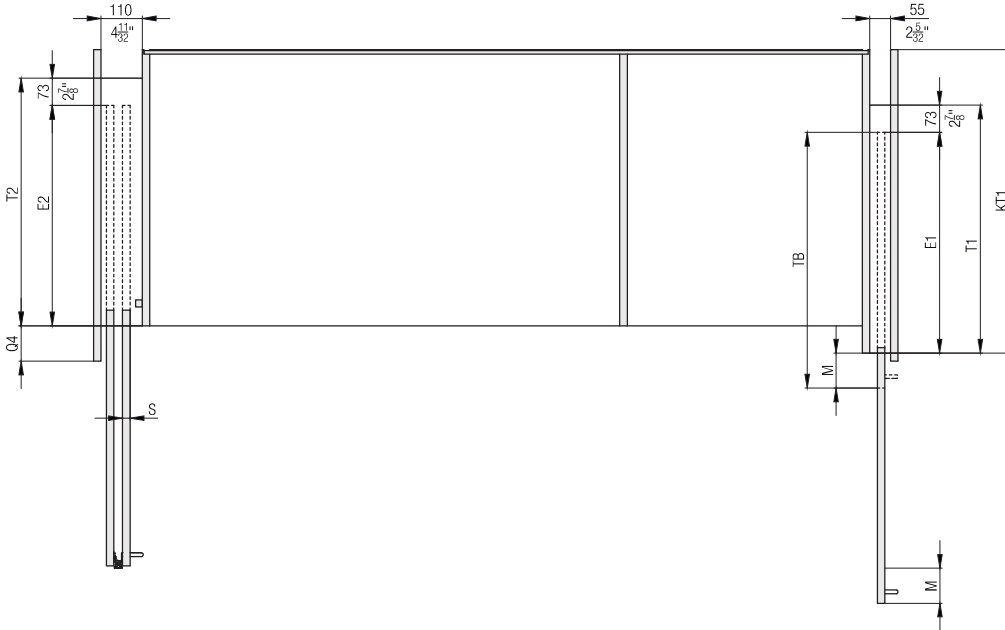
$$E1 = T1 - 73 \text{ mm}$$

	T1	TH	E1
Hawa Concepta 30	≤ 900 mm	1851 - 2300 mm	300 - 827 mm
Hawa Concepta 40	≤ 900 mm	1851 - 2500 mm	300 - 827 mm
Hawa Concepta 50	≤ 900 mm	2301 - 2850 mm	300 - 827 mm

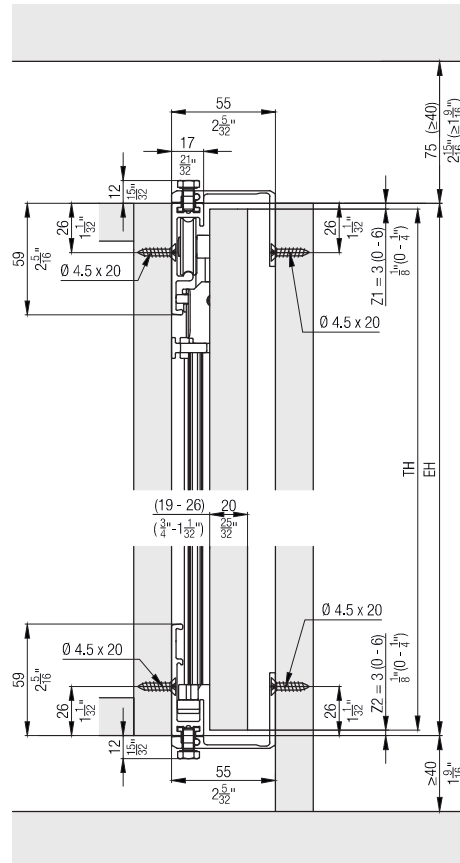
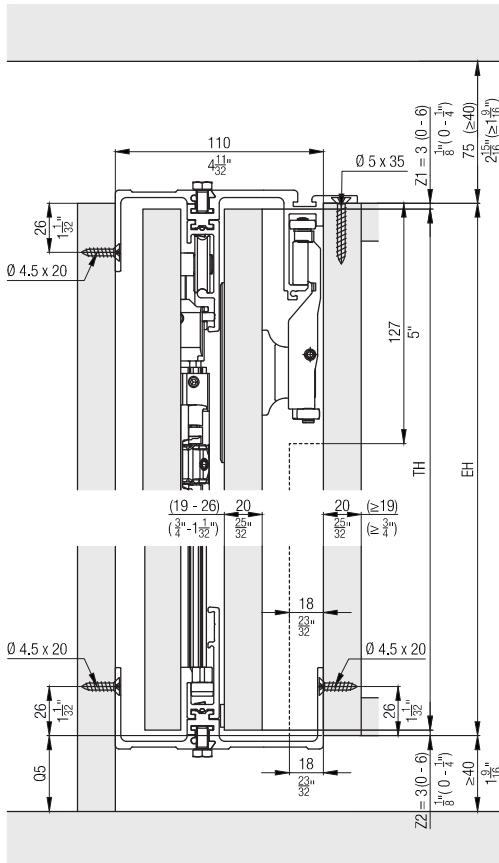
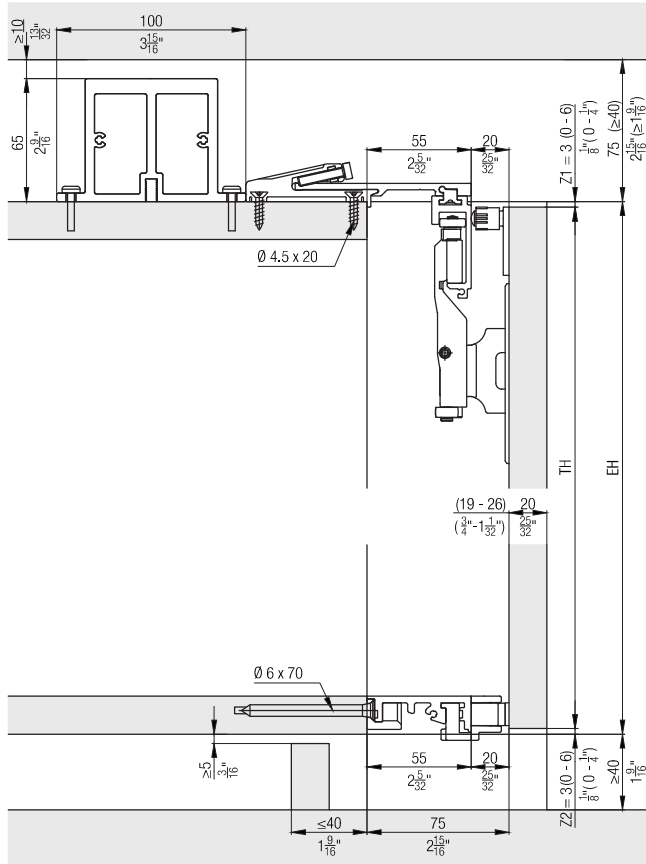
$$T1 = TB - M + 2\frac{7}{8}''$$

$$E1 = T1 - 2\frac{7}{8}''$$

	T1	TH	E1
Hawa Concepta 30	≤ 2' 11 ⁷ / ₁₆ "	6' 0 ⁷ / ₈ " - 7' 6 ⁹ / ₁₆ "	11 ¹³ / ₁₆ " - 2' 8 ⁹ / ₁₆ "
Hawa Concepta 40	≤ 2' 11 ⁷ / ₁₆ "	6' 0 ⁷ / ₈ " - 8' 2 ⁷ / ₁₆ "	11 ¹³ / ₁₆ " - 2' 8 ⁹ / ₁₆ "
Hawa Concepta 50	≤ 2' 11 ⁷ / ₁₆ "	7' 6 ¹⁹ / ₃₂ " - 9' 4 ⁷ / ₃₂ "	11 ¹³ / ₁₆ " - 2' 8 ⁹ / ₁₆ "

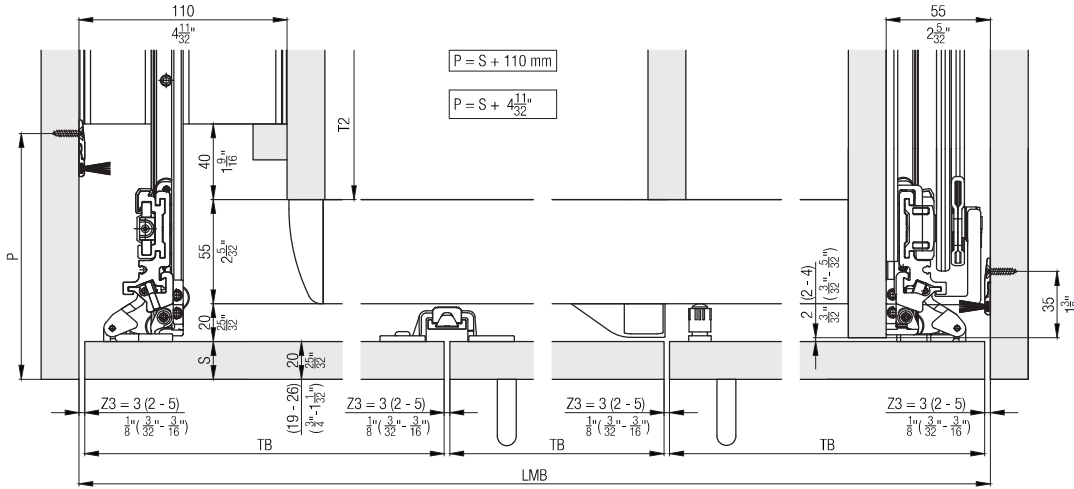


Further installation examples
Front-hung cabinet fronts with base profile, 3 doors

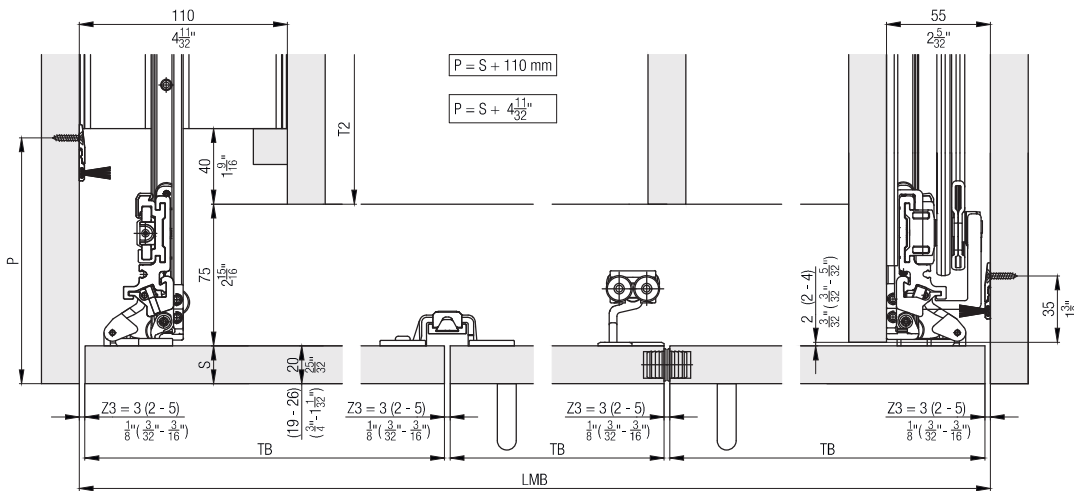


Subject to technical modifications. Metric specifications are exact. Inches are approximate.

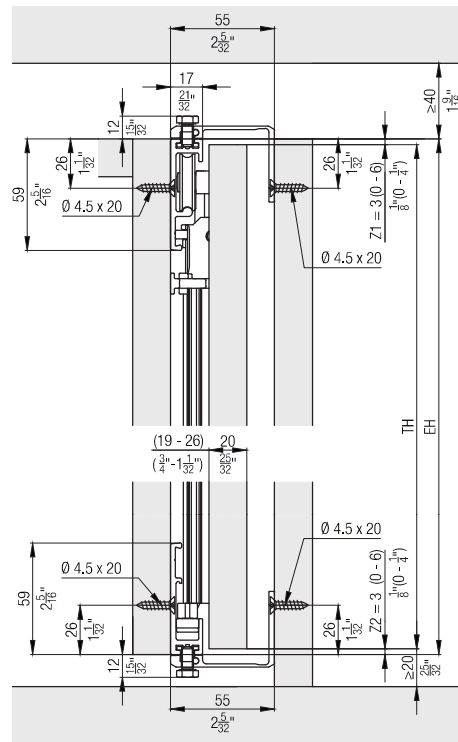
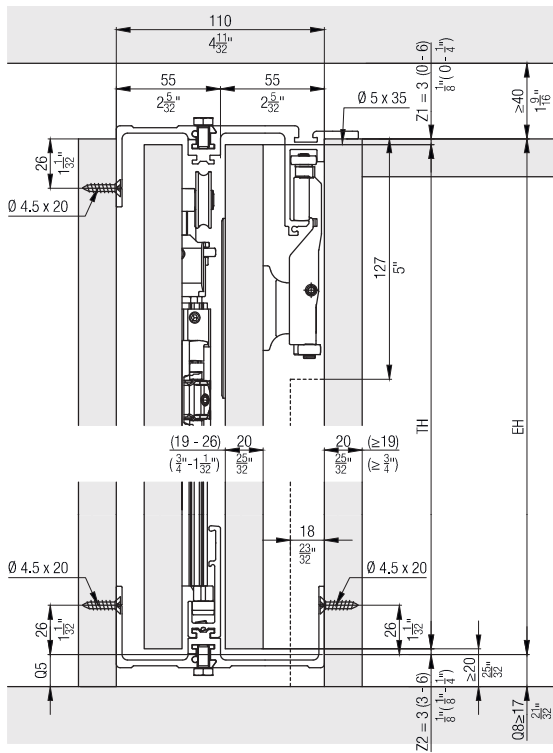
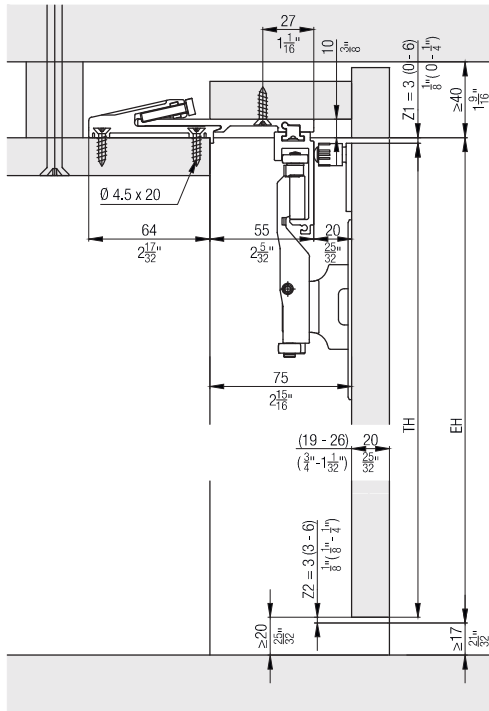
Systems with base profile, 3 doors



Systems without base profile, 3 doors



Room-high cabinet fronts without base profile, 3 doors



Accessories

- Straightening fitting from page 50

Planning/execution



Configure with just a few clicks on www.foldingconcepta.hawa.com

Further information about the product can be found on www.hawa.com.




Accessories

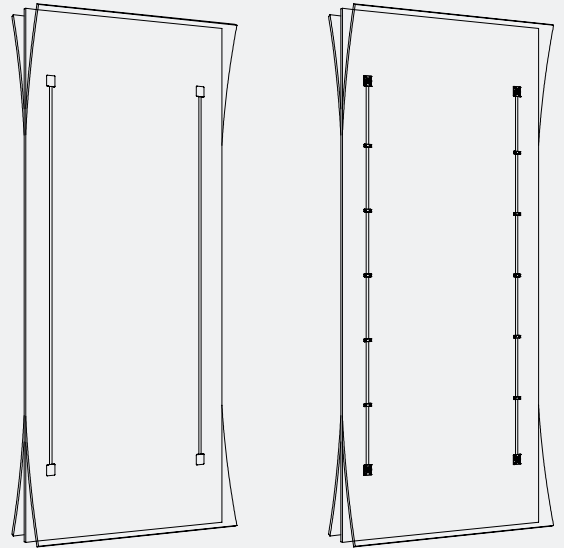
Straightening fitting for stabilizing 1215 to 2850 mm (3'11 27/32" to 9'4 7/32") high wooden doors (not suitable for hardwood)

Product highlights

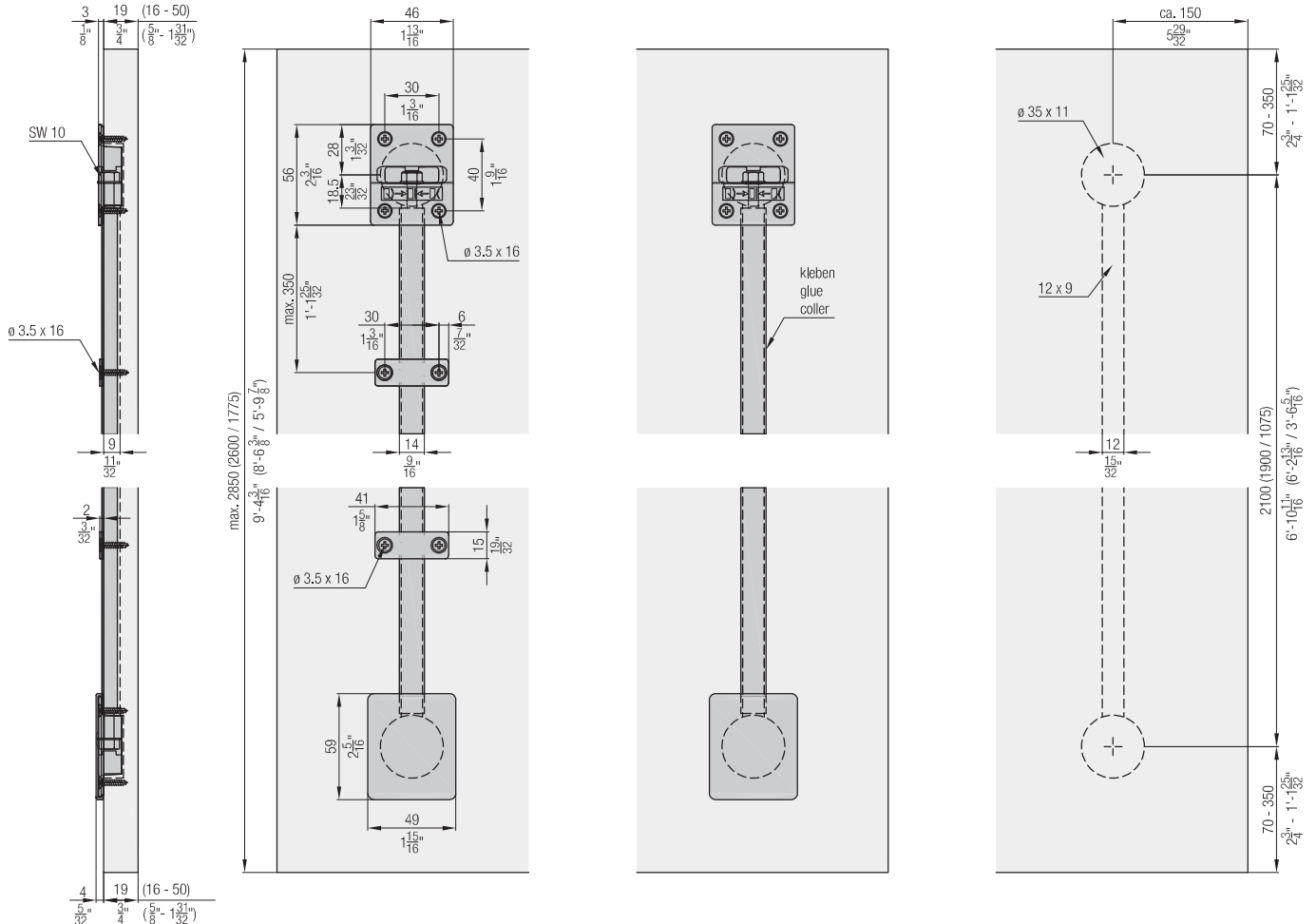
-  **Flexibility** The right solution for every application thanks to selectable heights and three different finish colors
The tightening profile can be glued on or screwed on as required
-  **Comfort** The stable structure holds the doors in position and remains silent during operation

Technical specifications

-  1215–2850 mm (3'11 27/32"–9'4 7/32")
-  300–1600 mm (11 13/16"–5'3")
-  16–50 mm (5/8"–1 31/32")










Installation examples





Aluminum

	No.
Straightening fitting for doors up to 2240–2850 mm (7'4 3/16"–9'4 7/32"), aluminum, anodized, can be shortened for doors 1215–2240 mm (3'11 27/32"–7'4 3/16")	056.3192.071
Straightening fitting for doors up to 2040–2600 mm (6'8 5/16"–8'6 3/8"), aluminum, can be shortened for doors 1775–2040 mm (5'9 7/8"–6'8 5/16")	056.3192.072
Straightening fitting for doors up to 1215–1775 mm (3'11 27/32"–5'9 7/8"), aluminum	056.3192.073








Set consisting of:		mm (inch)	056.3192.071	056.3192.072	056.3192.073	No.
	Armature element, zinc alloy		4			056.0199.001
	Bracket, plastic, black		10	10	10	056.2023.001
	Thread-cutting hexagon screw, M6x40 mm, steel, zinc-plated		4	4	4	056.0130.101
	Tightening profile, aluminum, anodized	2063 6'9 7/32"	2			056.0200.226
	Armature element, plastic, black			4	4	056.2024.001
	Tightening profile, aluminum	1863 6'1 11/32"		2		056.0200.186
	Tightening profile, aluminum	1038 3'4 7/8"			2	056.0200.103

Accessories

	No.
	056.0201.071
	056.0118.004

Aluminum, black anodized

	No.
Straightening fitting for doors up to 2240–2850 mm (7'4 3/16"–9'4 7/32"), aluminum, anodized, black	056.3192.074
Straightening fitting for doors up to 2040–2600 mm (6'8 5/16"–8'6 3/8"), aluminum, anodized, black, can be shortened for doors 1775–2040 mm (5'9 7/8"–6'8 5/16")	056.3192.075
Straightening fitting for doors up to 1215–1775 mm (3'11 27/32"–5'9 7/8"), aluminum, anodized, black	056.3192.076

Set consisting of:		mm (inch)	056.3192.074	056.3192.075	056.3192.076	No.
	Armature element, zinc alloy		4			056.0199.001
	Cover cap, plastic, black		4			056.0201.001
	Thread-cutting hexagon screw, M6x40 mm, steel, zinc-plated		4	4	4	056.0130.101
	Tightening profile, aluminum, anodized, black	2063 6'9 7/32"	2			056.0200.207
	Armature element, plastic, black			4	4	056.2024.001
	Tightening profile, aluminum, anodized, black	1863 6'1 11/32"		2		056.0200.187
	Tightening profile, aluminum, anodized, black	1038 3'4 7/8"			2	056.0200.104

Ordering information

– Type and number of sets

Optional ordering information

















- Number of cover caps
- Number of brackets

Planning/execution

All straightening fittings can be shortened to the required dimension.

Installation instructions No. 788.2000.314 have to be used for planning and execution. Further information about the product can be found on www.hawa.com.

The right sliding solution on furniture for every need and every idea

On furniture 	Technical specifications					Design/installation							Recommended application		
															
Wood															
Sliding doors															
Hawa 220 Planfront	70	19–45	2600	400–1500					X		X		X	X	X
Hawa 220 Planfront 70	70	19–45	2600	400–1500					X		X		X	X	X
Hawa Clipo	15/16/26/36	10–25	2400	1200	X	X	X	X	X		X		X	X	X
Hawa Clipo 15 H IS	15	16–19	1400	1000		X			X				X	X	
Hawa Clipo 15 H MS	15	16–19	1400	1000			X						X	X	
Hawa Clipo 15 H FS	15	min. 19	1400	1000							X		X	X	
Hawa Clipo 16 H IS	16	16–19	1400	1000	X	X			X				X	X	X
Hawa Clipo 16 H MS	16	16–19	1400	1000	X		X						X	X	X
Hawa Clipo 16 H FS 4-point guidance	16	min. 16	1400	1000	X						X		X	X	X
Hawa Clipo 16 H IS/MS	16	16–19	1400	1000	X				X	X			X	X	X
Hawa Clipo 16 H IS/FS	16	16–19	1400	1000	X				X		X		X	X	X
Hawa Clipo 16 HM IS	16	min. 19	1400	1000	X	X			X				X	X	X
Hawa Clipo 26/36 H IS	26/36	19–25	2200	1000	X	X			X				X	X	X
Hawa Clipo 26 H MS	26	19	2200	1000	X		X				X		X	X	X
Hawa Clipo 36 H MS	36	25	2400	1000	X		X			X			X	X	X
Hawa Clipo 36 HM IS	36	19–25	2400	1000	X	X			X				X	X	X
Hawa Combino	20/35/40/50/65/80	19–40	2800	1600	X	X	X	X	X	X	X		X	X	X
Hawa Combino 20/35 H IS	20/35	19	2200	1200	X	X			X				X	X	X
Hawa Combino 20/35 H MS	20/35	19	2200	1200	X		X						X	X	X
Hawa Combino 20/35 H FS	20/35	19	2200	1200	X			X					X	X	X
Hawa Combino 50 H MS	50	19–25	2400	1400	X		X						X	X	X



On furniture

	Technical specifications					Design/installation							Recommended application		
Wood															
Sliding doors															
Hawa Combino 50 H FS	50	19-25	2400	1400	X			X					X	X	X
Hawa Combino 65 H IS ol	65	25-40	2600	1400	X	X			X				X	X	X
Hawa Combino 65 H MS ol	65	25	2600	1400	X		X						X	X	X
Hawa Combino 65 H FS ul	65	25	2600	1400	X			X					X	X	X
Hawa Combino 65 H FS ol	65	19-40	2600	1400	X			X					X	X	X
Hawa Combino 80 H FS ul	80	25/40	2800	1600	X			X					X	X	X
Hawa Combino 80 H FS ol	80	19-40	2800	1600	X			X					X	X	X
Hawa Combino L 40	40	19	1500	1500	X			X			X		X	X	X
Hawa Combino L 40 H FS	40	19	1500	1500	X			X			X		X	X	X
Hawa Combino L 40 H FS Synchro	40	19	1500	800				X			X		X	X	X
Hawa Creation (H/G combination)	25	6/19	2200	1200	X				X		X		X	X	X
Hawa Creation 25 H IS/FS	25	19	2200	1200	X				X		X		X	X	X
Hawa Creation 25 GAK/H IS/FS	25	6(19)	2000(2100)	1000(1200)	X				X		X		X	X	X
Hawa Frontal	25	19	2000	800	X			X					X	X	X
Hawa Frontal 25 H FS	25	19	2000	800	X			X					X	X	X
Hawa Frontino	20/40	19-25	2400	600-1200	X						X		X	X	X
Hawa Frontino 20 H FS ul	20	19-25	1000	600-1200	X						X		X	X	X
Hawa Frontino 20 H FS ol	20	19-25	1000	600-1200	X						X		X	X	X
Hawa Frontino 20 H OS FS	20	19-25	1000	600-1200	X						X		X	X	X
Hawa Frontino 40 H FS	40	19	2400	600-1200	X						X		X	X	
Hawa Libra	20	16-30	1000	1600					X		X		X	X	X
Hawa Libra 20 H IS/FS	20	16-30	1000	1600					X		X		X	X	X
Hawa Libra 20 H IS/FS Synchro	20	16-30	1000	1600					X		X		X	X	X
Hawa Miniroll	15/25	19-40	2600	1500		X			X				X	X	X
Hawa Miniroll 15/25	15/25	19-40	2600	1500		X			X				X	X	X
Hawa Regal A	25/40	19-50	2500	1200	X						X		X	X	X
Hawa Regal A 25 H FS	25	19-25	2400	1200							X		X	X	X
Hawa Regal A 40 H FS	40	19-50	2500	1200	X						X		X	X	X
Hawa Regal B (H/G combination)	25	16-50	2000	1200	X	X			X		X		X	X	
Hawa Regal B 25 H IS	25	16-50	2000	1200	X	X			X				X	X	X
Hawa Regal B 25 H FS	25	16-50	2000	1200	X						X		X	X	X
Hawa Regal B 25 HG FS	25	4-6 (23-25)	1800	1200	X						X		X	X	X
Hawa Regal B 25 H X FS	25	16-50	2000	1200	X						X				
Hawa Regal C	16/26	16-19	2200	1200	X	X			X		X		X	X	X
Hawa Regal C 16 H IS/FS	16	4/16	1400	1000	X						X		X	X	X
Hawa Regal C 16 H IS	16	19	1400	1000	X				X						
Hawa Regal C 16 HM IS	16	19	1400	1000	X				X				X	X	X
Hawa Regal C 26 HM IS	26	19	2200	1200	X	X			X				X	X	X
Sliding doors, stackable															
Hawa Aperto	40	19-25	2600	400-900					X		X		X	X	X
Hawa Aperto 40 F	40	19-25	2600	400-900					X		X		X	X	X