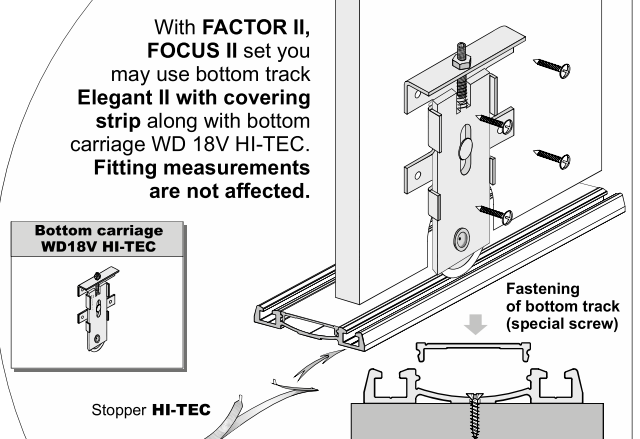


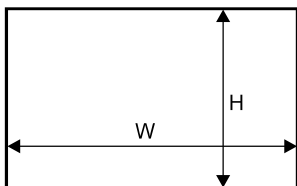
COMPONENTS

<p>Handle L: 2.70 m</p> <p>FACTOR II C #16, #18 FOCUS II C #16, #18</p>	<p>Top track Gemini-Decor L: 1.70 m, 2.35 m, 3.00 m, 4.05 m, 6.00 m</p> <p>76 mm</p>	<p>Bottom track Gemini-Decor II L: 1.70 m, 2.35 m, 3.00 m, 4.05 m, 6.00 m</p> <p>53 mm</p>
<p>Guiding carriage Focus</p>	<p>Angle section MINI 11 mm x 17 mm L: 1.70 m, 2.35 m, 3.00 m Focus II C</p> <p>K2 Decor L: 1.70 m, 2.35 m, 3.00 m Factor II C</p>	<p>Bottom carriage WD18C HI-TEC</p>





Dimensions of opening

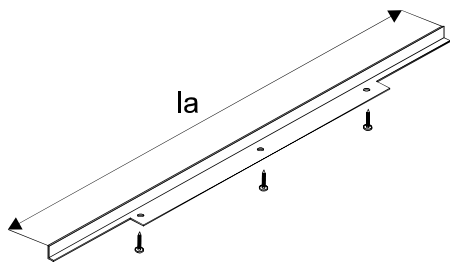
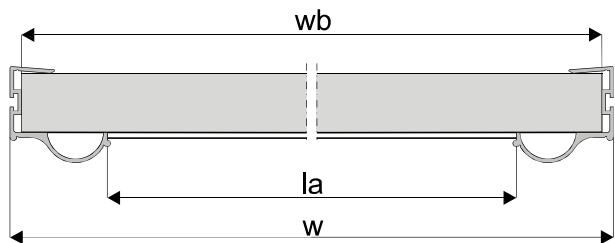


Handle length = door height

		FACTOR II C				FOCUS II C			
		anti-dust brushes (self-adhesive) 6.7 mm x 13 mm textile door stop (inserted) 4.8 mm x 4 mm #16, #18				anti-dust brushes (self-adhesive) 6.7 mm x 13 mm textile door stop (inserted) 4.8 mm x 4 mm #16, #18			
door height	- h	$h = H - 42 \text{ mm}$				$h = H - 42 \text{ mm}$			
door wing height with soft-close fitted		Mini SV25/40/60 SV-25/50	$h = H - 42 \text{ mm}$			Mini SV25/40/60 SV-25/50	$h = H - 42 \text{ mm}$		
		Top SV60/80 Central SV25/40	$h = H - 44 \text{ mm}$			Top SV60/80 Central SV25/40	$h = H - 44 \text{ mm}$		
board height	- hb	$hb = h - 2 \text{ mm}$				$hb = h - 2 \text{ mm}$			
door width	- w	$w = (W - 3 \text{ mm} + Z) : N$				$w = (W - 3 \text{ mm} + Z) : N$			
board width	- wb	$wb = w - 7 \text{ mm}$				$wb = w - 7 \text{ mm}$			
angle section length	- la	$la = w - 57.8 \text{ mm}$				$la = w - 55.4 \text{ mm}$			

number of doors	- N	2	3	4	5	2	3	4	5
total overlap	- Z	30 mm	60 mm	90 mm	120 mm	29 mm	58 mm	87 mm	116 mm

visual design – 4 wings		FACTOR II C				FOCUS II C			
		$w = (W - 3 + 90) : 4$				$w = (W - 3 + 87) : 4$			
		$w = (W : 2 + 27) : 2$				$w = (W : 2 + 26) : 2$			



ATTENTION!

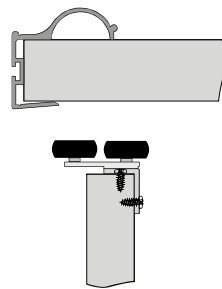
Handle profile should be 2 mm longer than board height.

WARNING

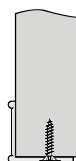
SEVROLL does not bear any responsibility for deformation resulting from the application of improper quality of boards (improper storage, improper humidity)

Installation method for handle and guiding carriage with # 16 mm or # 18 mm board

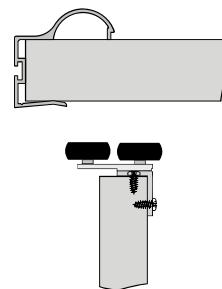
FACTOR II C



Installation method for angle section K2-Decor



FOCUS II C



Installation method for angle section MINI 11 x 17 mm



- When fitting handle profiles, do not use assembly adhesive

